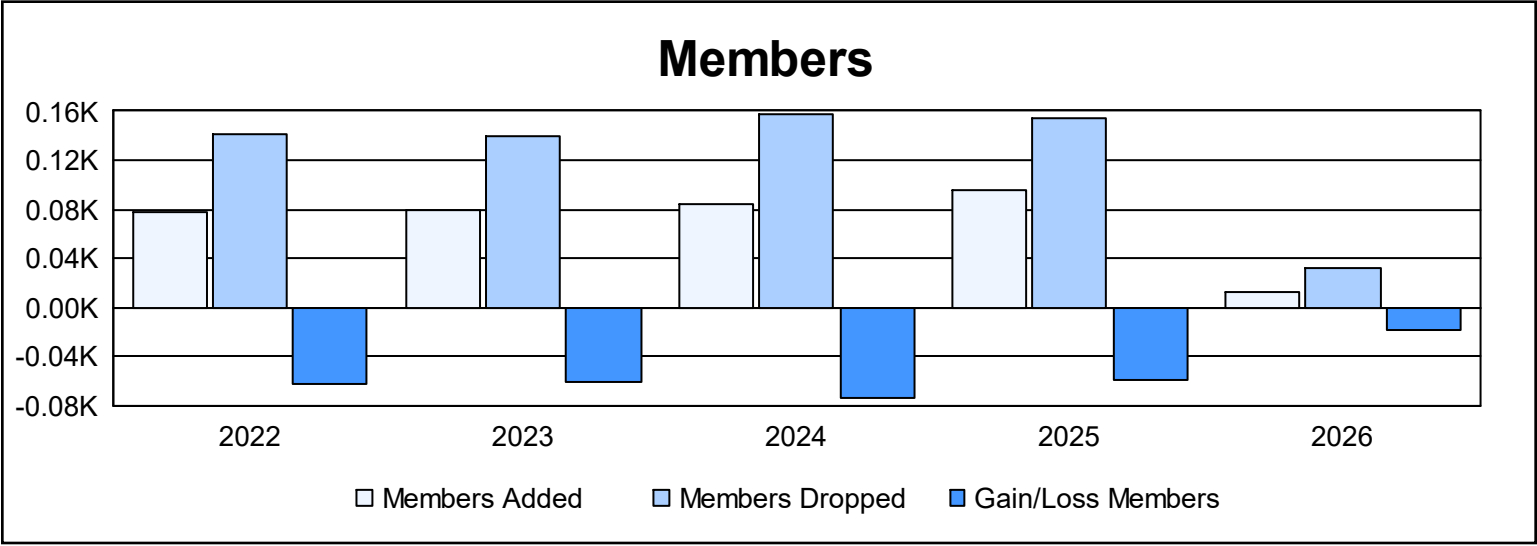
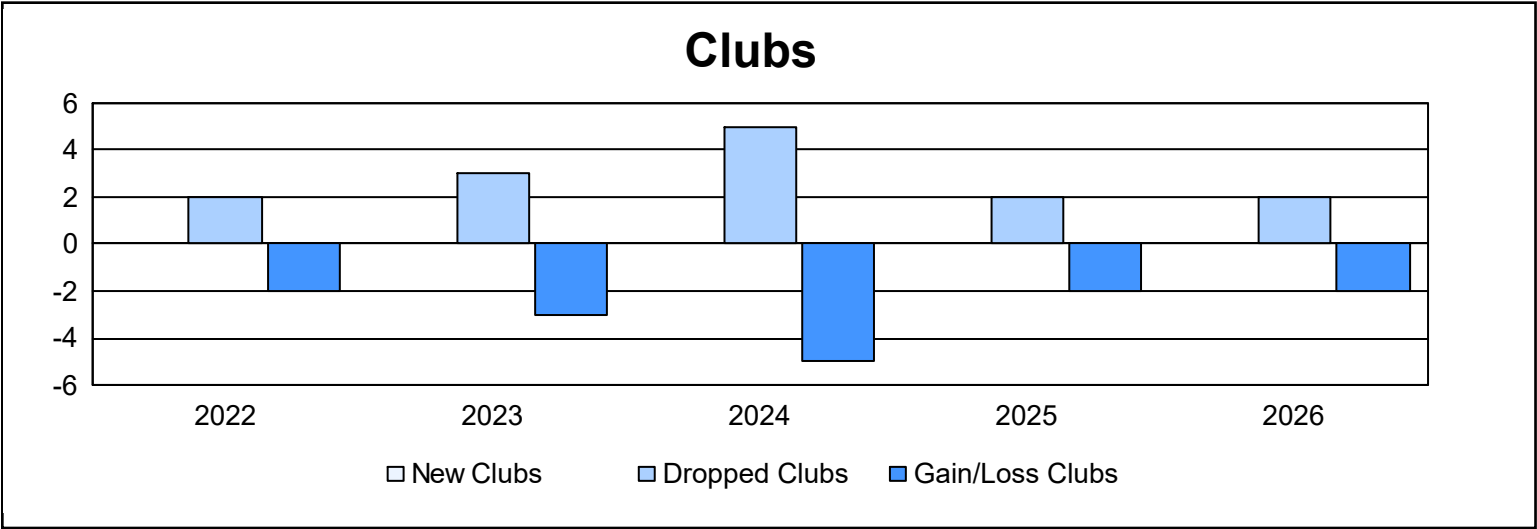
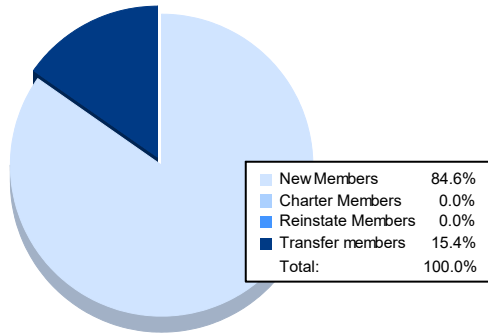


| Year | New Clubs | Dropped Clubs | Gain/ Loss Clubs | New Members | Charter Members | Reinstate Members | Transfer Members | Total Member Added | Total Members Dropped | Gain/ Loss Members |
|-----------|-----------|---------------|------------------|-------------|-----------------|-------------------|------------------|--------------------|-----------------------|--------------------|
| 2021-2022 | 0 | 2 | -2 | 65 | 1 | 3 | 9 | 78 | 141 | -63 |
| 2022-2023 | 0 | 3 | -3 | 72 | 0 | 3 | 5 | 80 | 140 | -60 |
| 2023-2024 | 0 | 5 | -5 | 65 | 1 | 2 | 17 | 85 | 158 | -73 |
| 2024-2025 | 0 | 2 | -2 | 73 | 0 | 0 | 23 | 96 | 155 | -59 |
| 2025-2026 | 0 | 2 | -2 | 11 | 0 | 0 | 2 | 13 | 32 | -19 |
| Average | 0 | 3 | -3 | 57 | 0 | 2 | 11 | 70 | 125 | -55 |



Membership Composition October 2025 Cumulative



Gender Composition October 2025 Cumulative

